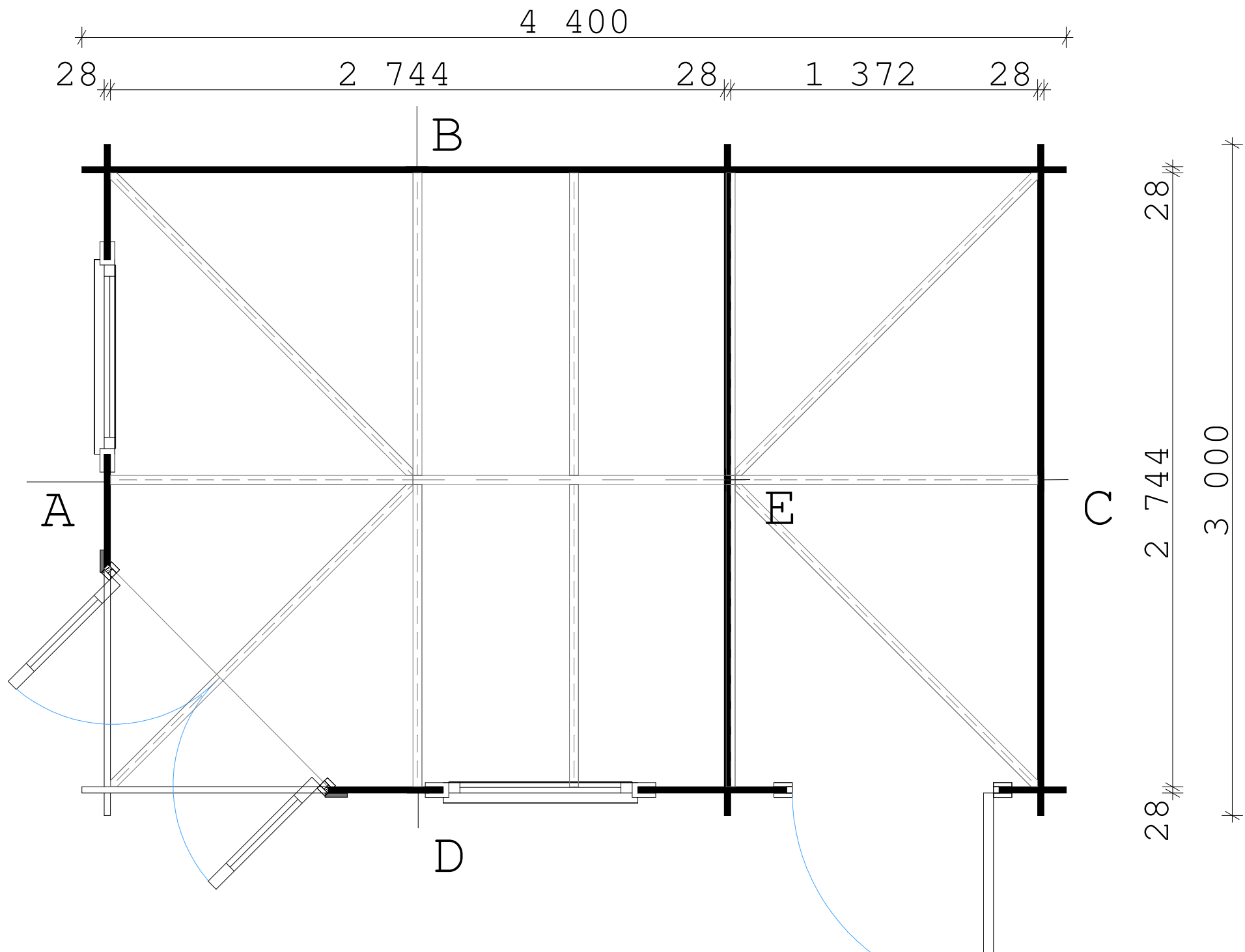
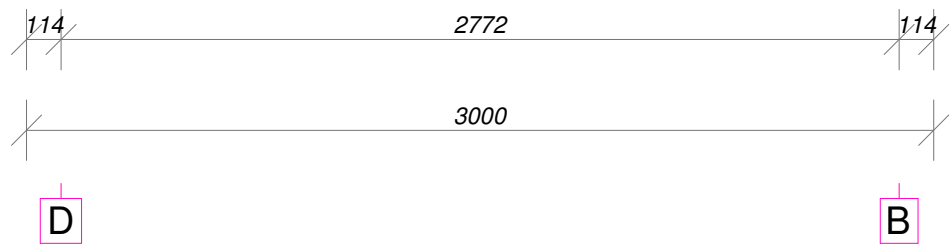


4355/28



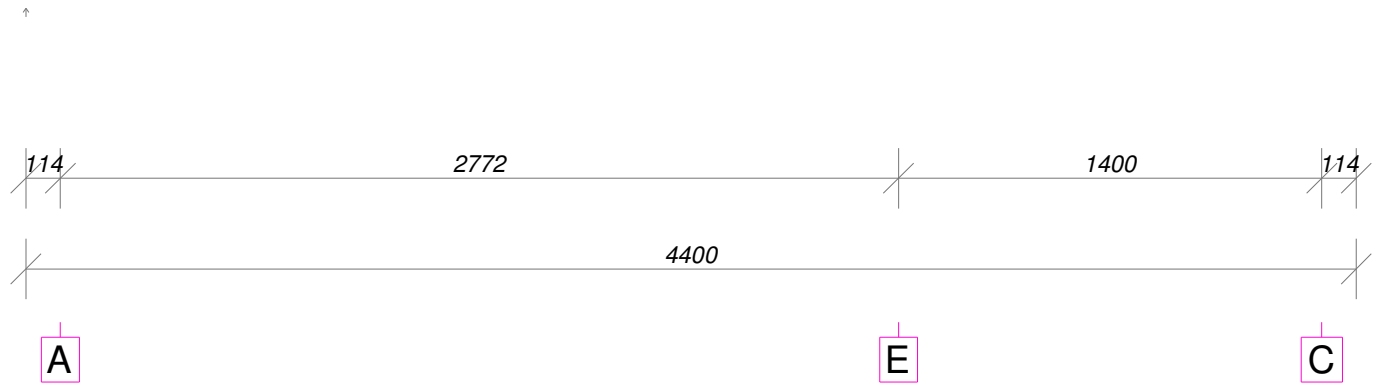
Wall on axis A

<u>A-6</u>	114	2772		114
<u>A-5</u>	114	2772		114
		1786		114
			<u>A-4</u>	401
			<u>A-4</u>	401
			<u>A-4</u>	401
			<u>A-4</u>	401
			<u>A-4</u>	401
			<u>A-4</u>	401
			<u>A-4</u>	401
			<u>A-4</u>	401
			<u>A-4</u>	401
			<u>A-4</u>	401
			<u>A-4</u>	401
			<u>A-4</u>	401
		1786		114
		1786		114
		1786		114
		1786		114
		1786		114
		1786		114
		1786		114



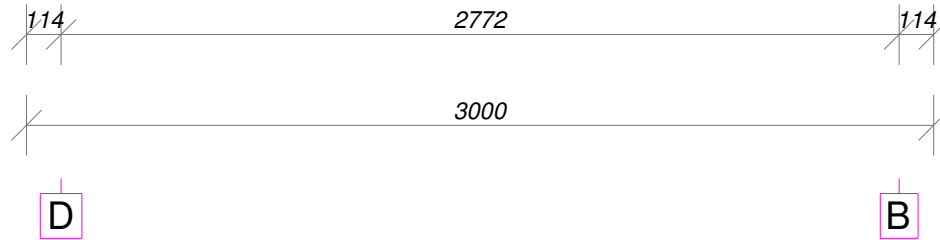
Wall on axis B

B-2	114	2772	1400	114
B-1	114	2772	1400	114
B-1	114	2772	1400	114
B-1	114	2772	1400	114
B-1	114	2772	1400	114
B-1	114	2772	1400	114
B-1	114	2772	1400	114
B-1	114	2772	1400	114
B-1	114	2772	1400	114
B-1	114	2772	1400	114
B-1	114	2772	1400	114
B-1	114	2772	1400	114
B-1	114	2772	1400	114
B-1	114	2772	1400	114
B-1	114	2772	1400	114
B-1	114	2772	1400	114
B-1	114	2772	1400	114
B-1	114	2772	1400	114
B-1	114	2772	1400	114
B-1	114	2772	1400	114
B-1	114	2772	1400	114

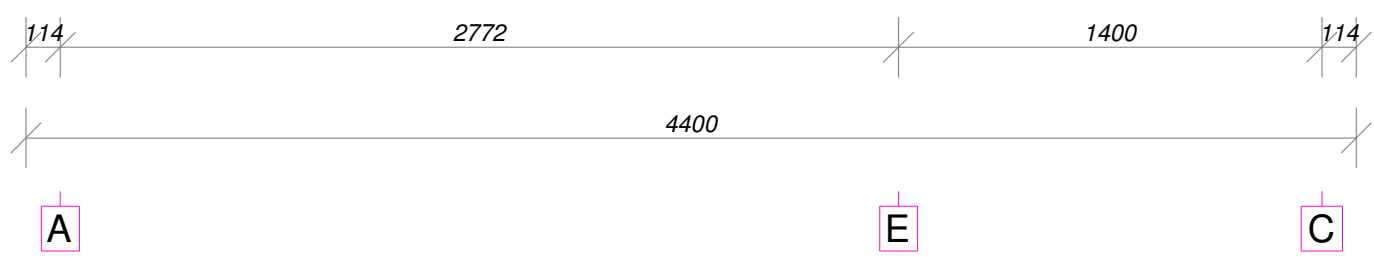
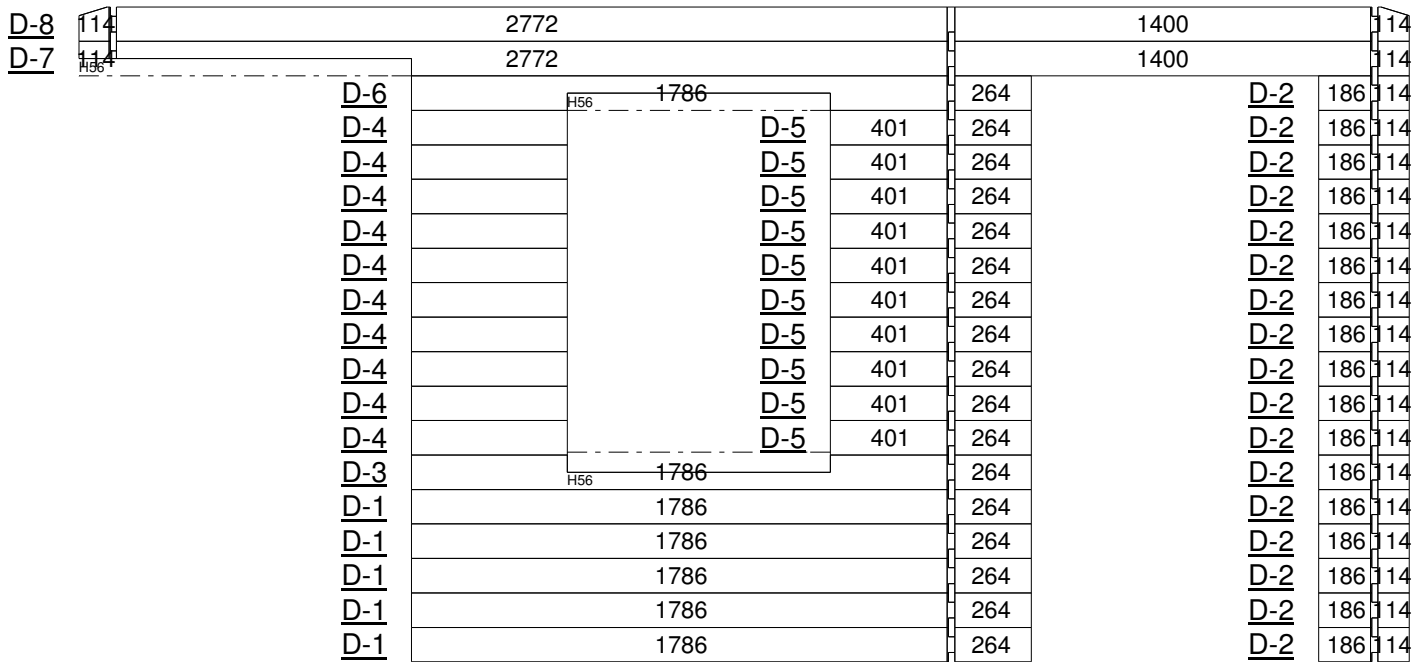


Wall on axis C

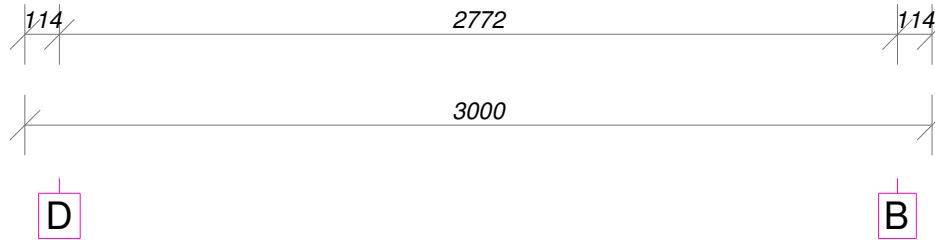
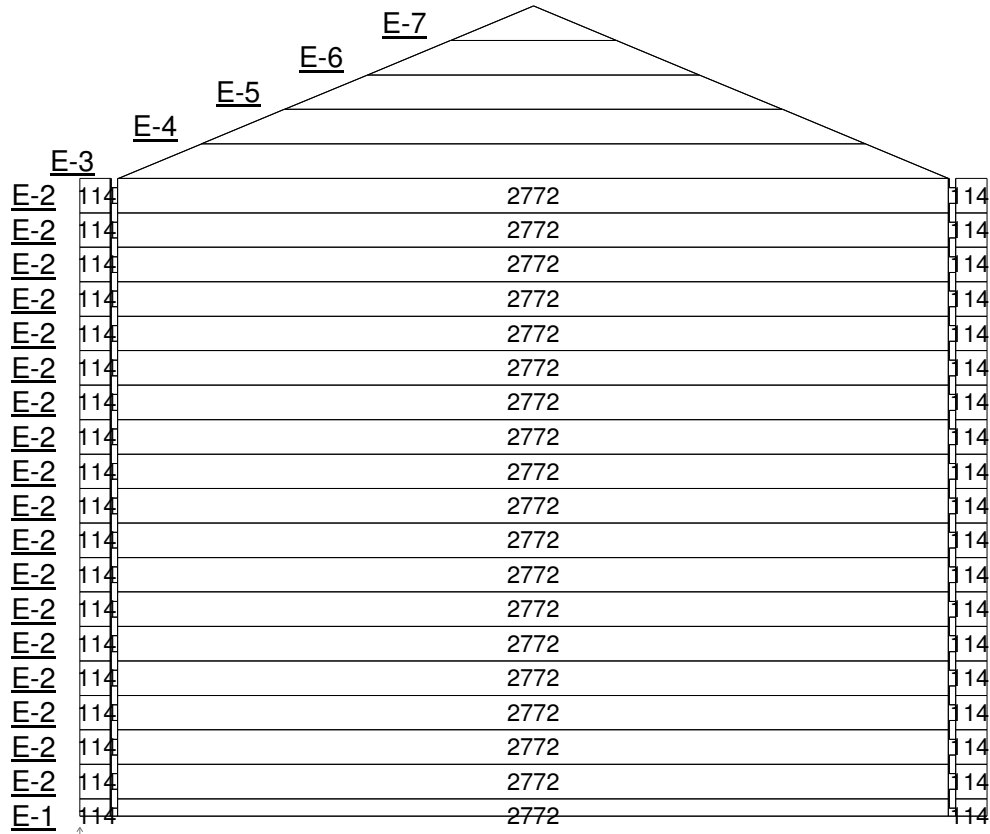
C-3	114	2772	114
C-2	114	2772	114
C-2	114	2772	114
C-2	114	2772	114
C-2	114	2772	114
C-2	114	2772	114
C-2	114	2772	114
C-2	114	2772	114
C-2	114	2772	114
C-2	114	2772	114
C-2	114	2772	114
C-2	114	2772	114
C-2	114	2772	114
C-2	114	2772	114
C-2	114	2772	114
C-2	114	2772	114
C-2	114	2772	114
C-1	114	2772	114



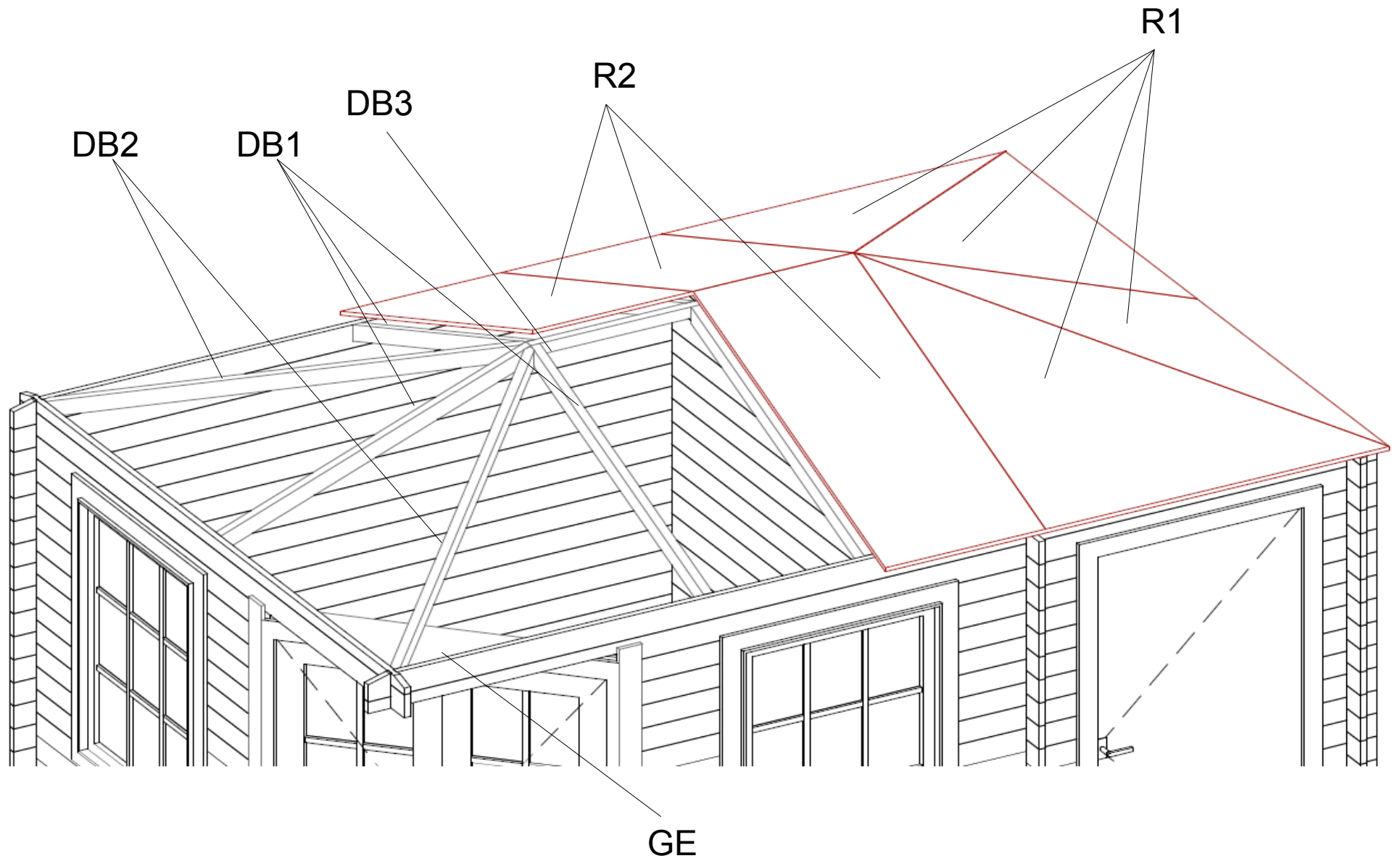
Wall on axis D



Wall on axis E



				4355-28	
Projected	Novara Ltd.		15.01.2010	15:49	Wall on axis E M 1: 25
Reviewed					



Montagehandleiding Montageanleitung Assembling-instructions		Blokhut Blockhaus Gardenhouse	4400x3000 mm. Vijfhoek/Fünfeckig Fivecorner		
zonder vloer/fundament ohne Fussboden/Fundament Without foundation		type 4355/28			
NR	Omschrijving Bestimmung Specification	Profiel Profil Profile	Lengte/mm Länge/mm Length/mm	Stuks Stücs Pcs.	
B1			4400	18	
D7			4400	1	
A5;C2;E2			3000	37	
A2			1900	6	
D1			2050	5	
D3			2050	1	
D6			2050	1	
A4			515	11	
A3;D4			515	21	
D5			665	10	
D2			300	17	
B2;D8				4400	2
A6;C3				3000	2
C1;E1				3000	2
A1		1900		1	
GE	Gevelement Giebelelemente Frontelement			1	
R-1	 Dakelementen Dachelemente Roofelement		1595x1685	4+4	
R-2	 Dakelementen Dachelemente Roofelement		700x1685	4	
E3-E7			3000	1	
DB1	Dakbalken/Dachbalken/Roofbeam	45x55	1445	8	
DB2	Dakbalken/Dachbalken/Roofbeam	45x55	1975	4	
DB3	Dakbalken/Dachbalken/Roofbeam	45x70	1440	1	
LN	Lijsten/Leiste/List 20 x 50	40x20	3250/4700	2+2	
DD	Dubbeledeur/Toppeltür/Double door	1340x1900		1	
RM	Ramen/Fenster/Window	865x650		2	
SD	Deur/Tür/Door	950x1900		1	