



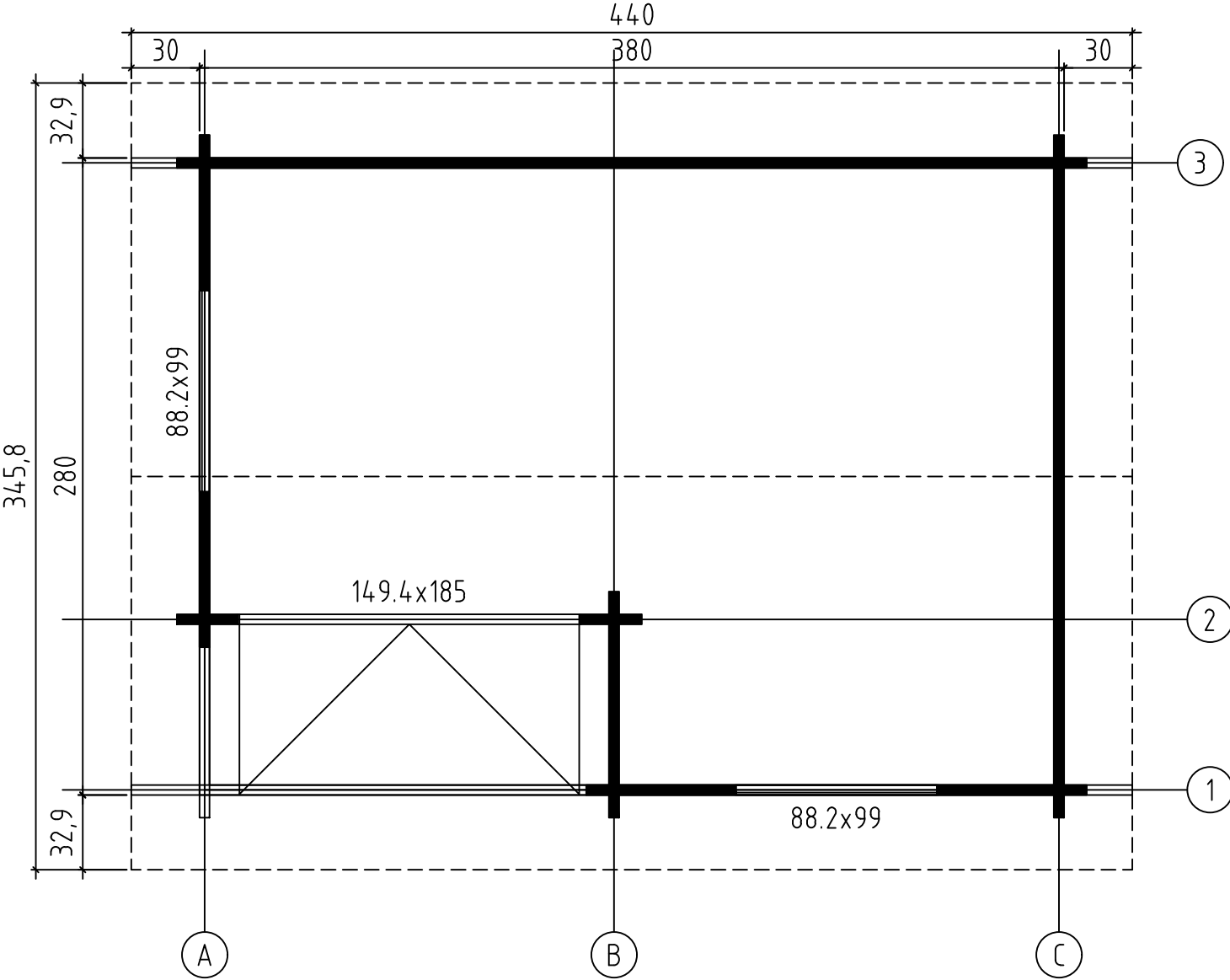
Berkshire 43  
4413340  
1/13



44x114  
7.07.2016

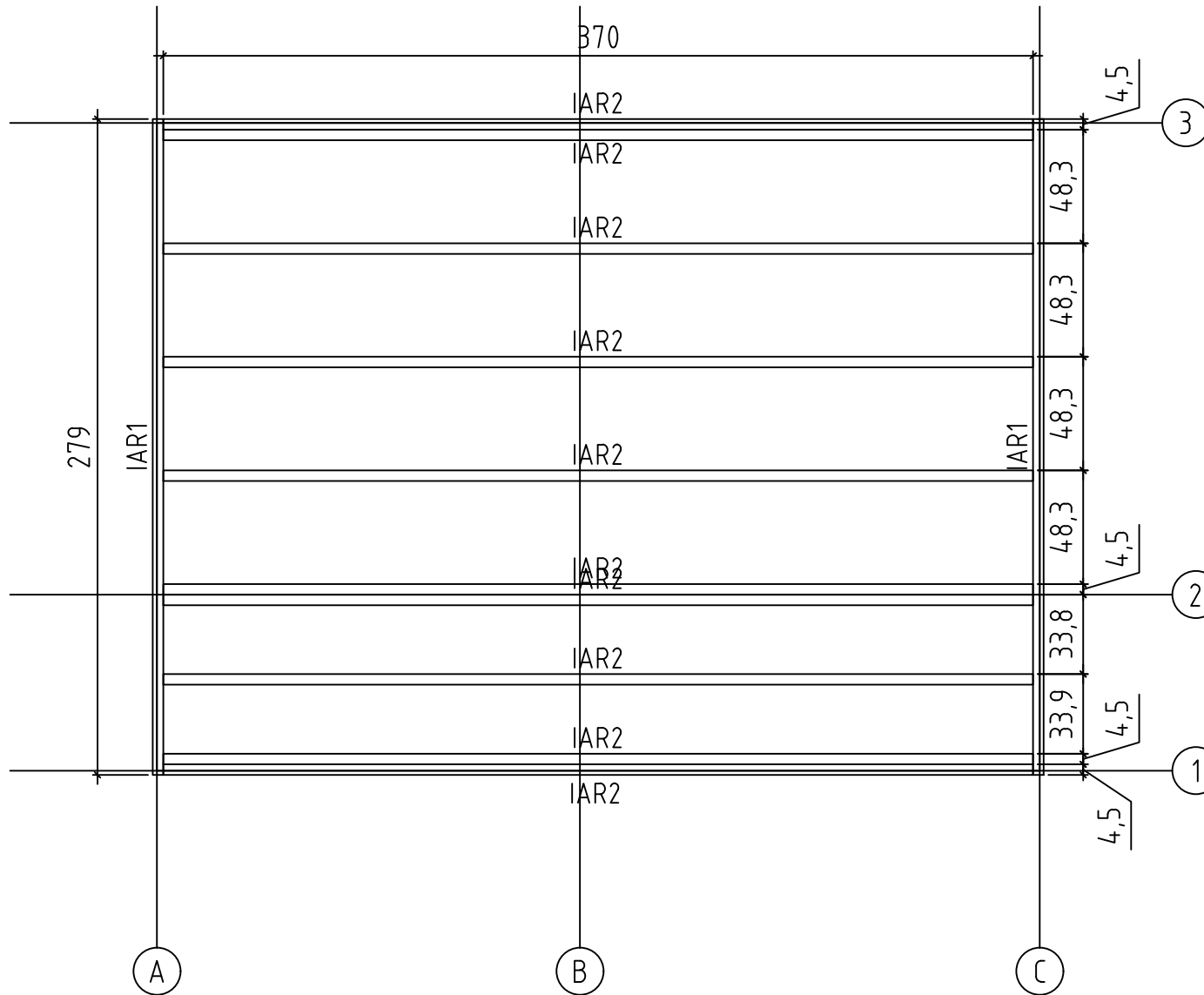
Art. Nr. 4413340

GROUNDPLAN - GRUNDPLAN - PLAN DE MASSE



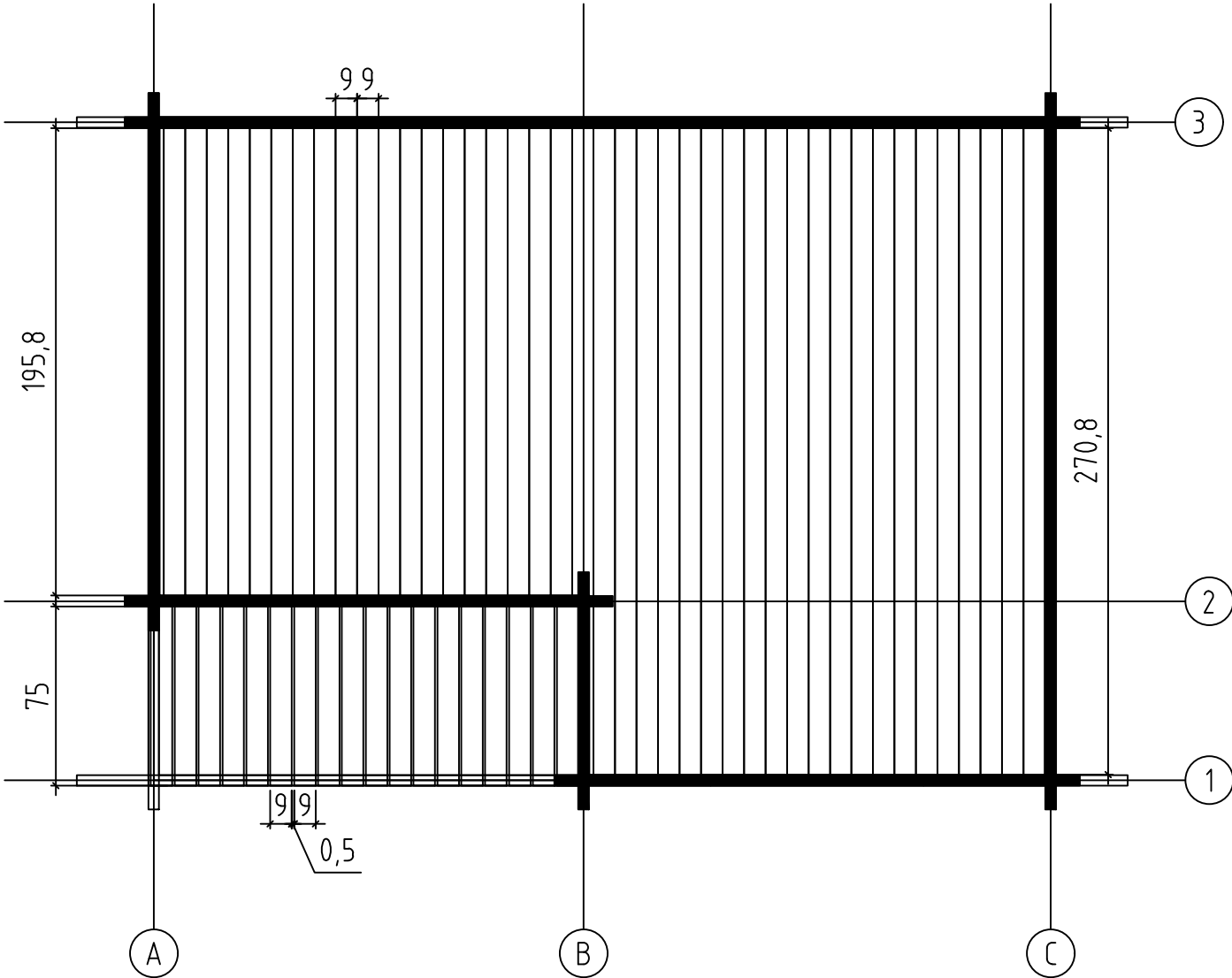
Art. Nr. 4413340

FOUNDATION - FUNDAMENT - FONDAZIONE

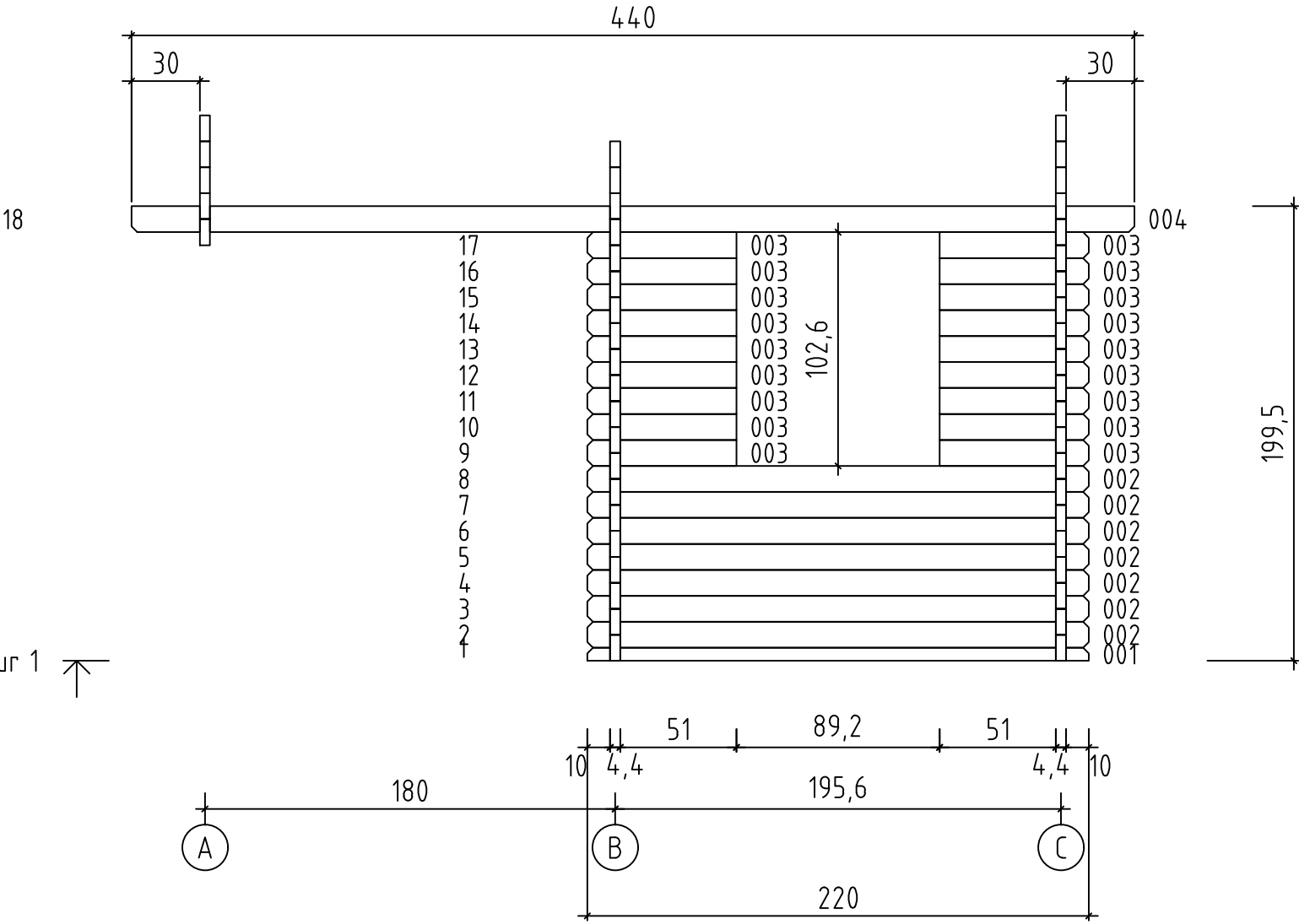


Art. Nr. 4413340

FLOOR BOARDS - FUSSBODENBRETTER - PLAN POSE PLANCHER

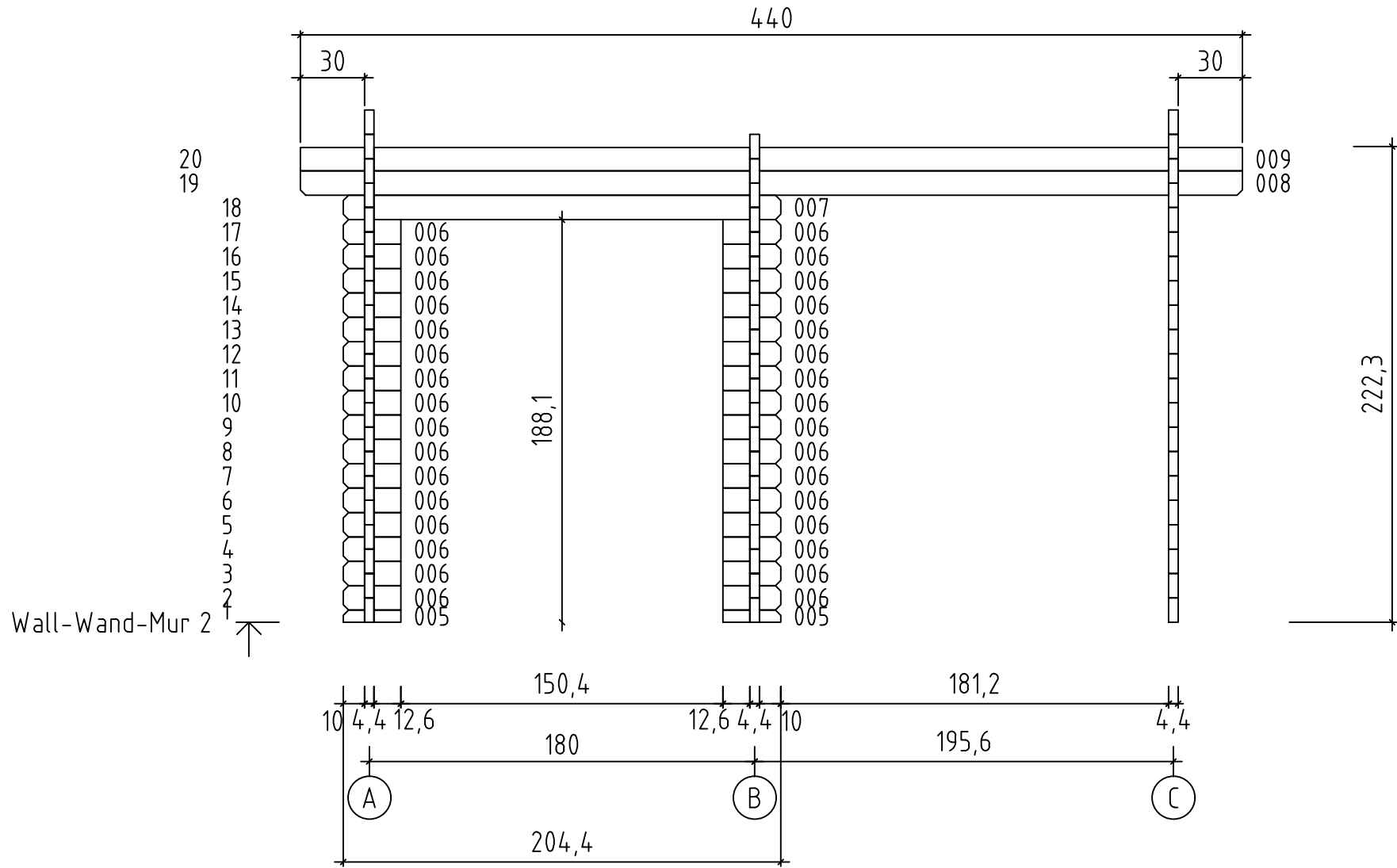


Art. Nr. 4413340




Wall-Wand-Mur 1 ↗

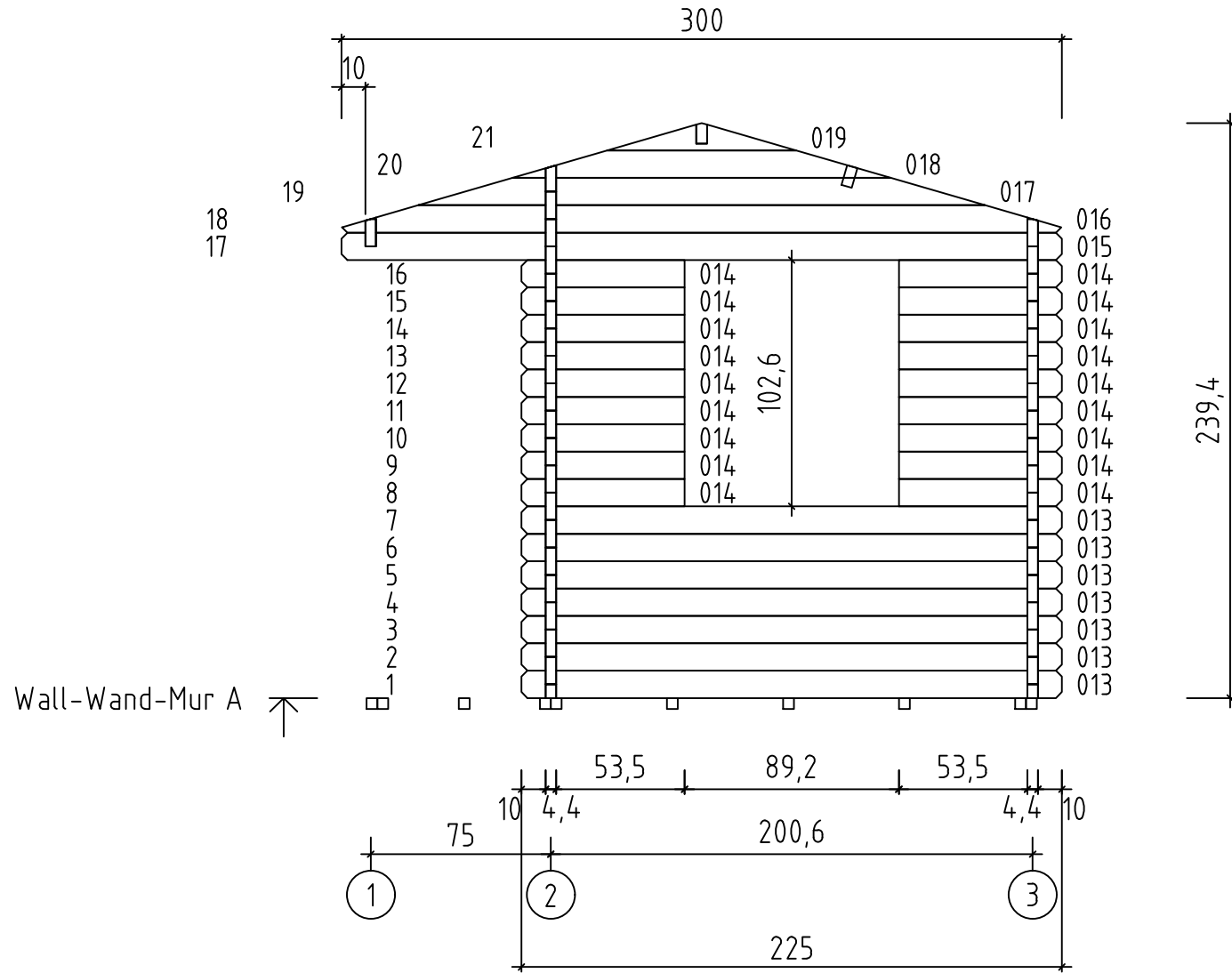
Art. Nr. 4413340



Art. Nr. 4413340

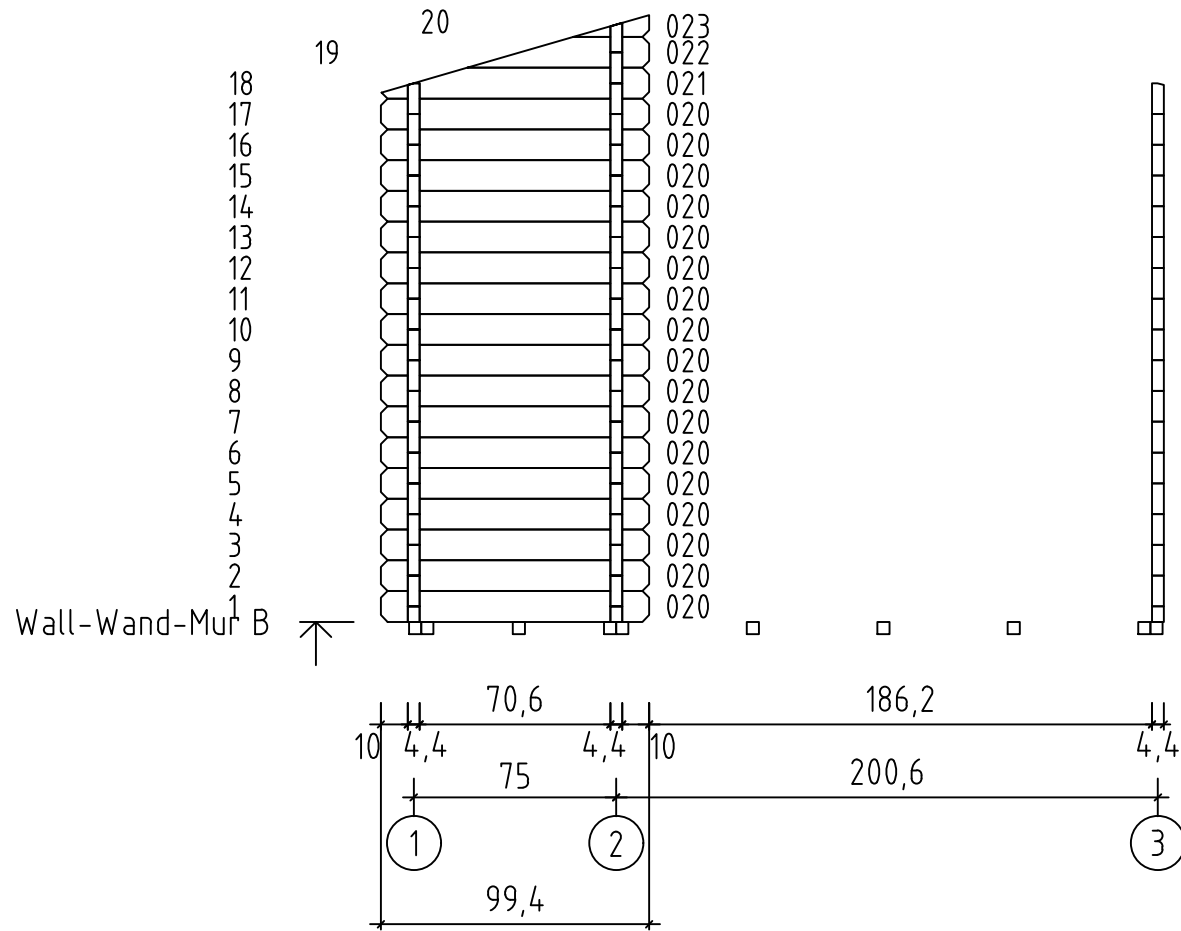


Art. Nr. 4413340

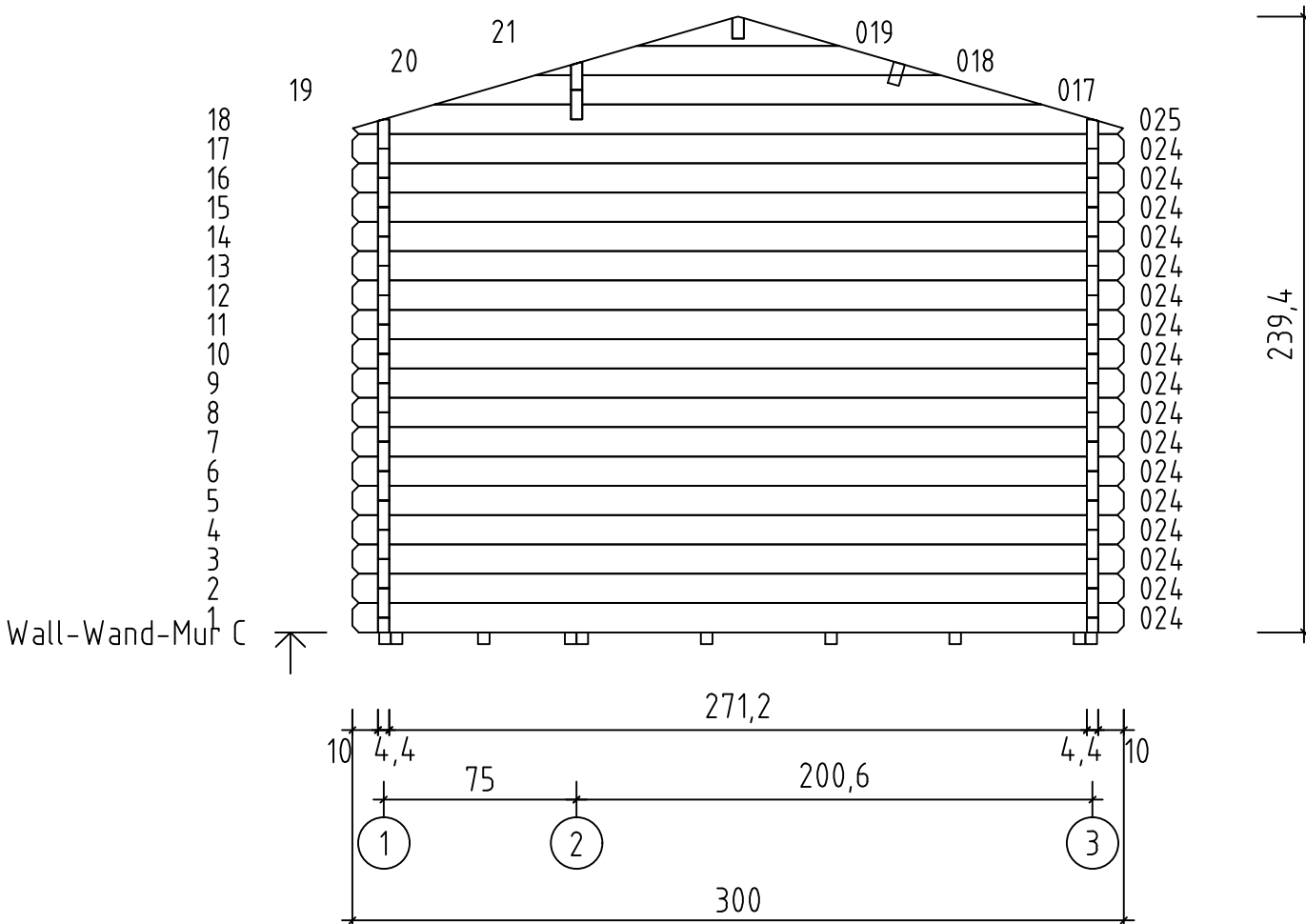


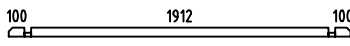
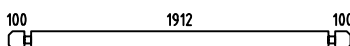
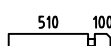
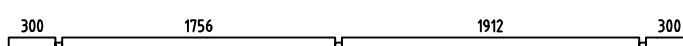















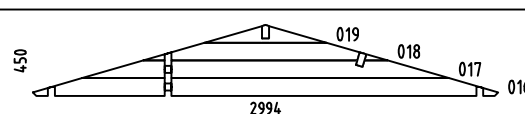
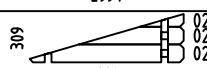
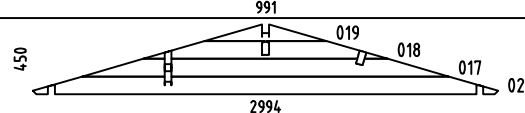







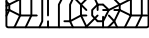

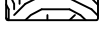
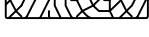


















Art. Nr. 4413340





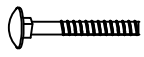





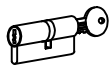

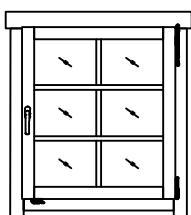

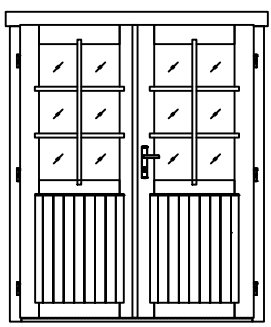


Art. Nr. 4413340



Pos	07.07.2016	Art. Nr. 4413340	11/13	Q.	P (mm)	L (mm)
001				1	44x57	2200
002				7	44x114	2200
003				18	44x114	654
004				1	44x120	4400
004a				1	44x120	4400
005				2	44x57	270
006				32	44x114	270
007				1	44x114	2044
008				1	44x114	4400
009					44x109	4400
009a					44x109	4400
010				1	44x57	4000
011				16	44x114	4000
012				1	44x114	4400
013				7	44x114	2250
014				18	44x114	679
015				1	44x114	3000
020				17	44x114	994
024				17	44x114	3000
WA-1				1		
WB-1				1		
WC-1				1		
IAR1	FOUNDATION - FUNDAMENT - FONDATION			2	45x45	2790
IAR2	FOUNDATION - FUNDAMENT - FONDATION			10	45x45	3700
PR11	ROOF BEAM - DACHBALKEN - PANNE DE TOIT 3712			1	44x140	4400
A.PR21	ROOF BEAM - DACHBALKEN - PANNE DE TOIT 3712			1	44x140	4400

Pos	07.07.2016	Art. Nr. 4413340	12/13	Q.	P (mm)	L (mm)
	FLOOR BOARDS - FUSSBODENBRETTER - LAME DE PLANCHER		22	90x18	2708	
	FLOOR BOARDS - FUSSBODENBRETTER - LAME DE PLANCHER		20	90x18	1958	
DB	ROOF BOARDS - DACHBRETTER - VOLIGES		98	90x18	1800	
SV	TERRACE BOARDS - TERRASSENBRETTER - PLANCHER DE TERRASSE		19	90x19	750	
FL	FLOOR FILLET-FUSSBODENLEISTE - CORNIERE DE FINITION DU PLANCHER			18x18	12.83	
DPL	ROOFING FELT FILLET - DACHPAPPENLEISTE - BAGUETTE DE FIXATION DU FEUTRE BITUMEUX		4	18x58	1850	
TB	EAVES BOARD - TRAUFBRETT - BANDEAU DE TOIT		2	18x90	4400	
DRV	ROOF EDGE REINFORCEMENT - DACHRANDVERSTÄRKUNG - CORNIERE DE RENFORT DE BORD DE TOIT		2	28x34	4400	
KFS	STORM PROTECTION - STURMLEISTE - LATTE ANTI-TEMPETE		4	22x45	2050	
GL	GABLE MOULDING - GIEBELLEISTE - PLANCHE DE RIVE		4	18x120	1850	
HS88	SCREW FOR GEORGIAN BARS - SCHRAUBE FÜR SPROSSEN VIS DE BARRES GEORGIENNE		12	2.5x20		
HS12	SCREW FOR GABLE SEGMENT - SCHRAUBEN FÜR DECKBLATT - VIS POUR FIXATION LOSANGE DE FINITION		4	3.5x35		
HS16	SCREW FOR GABLE MOULDING - SCHRAUBEN FÜR GIEBELLEISTE - VIS DE FIXATION POUR PLANCHE DE RIVE		24	3.5x50		
HS3	SCREW FOR DOOR FILLET - SCHRAUBE ZUR BEFESTIGUNG TÜRLEISTE - VIS D'ASSEMBLAGE DU CADRE DE PORTE		5	3x30		
HS32	SCREW FOR EAVES BOARDS - SCHRAUBEN FÜR TRAUFBRETTER - VIS DE FIXATION POUR BANDEAU DE TOIT		20	4x40		
HS26	SCREW FOR ROOF EDGE REINFORCEMENT - SCHRAUBEN FÜR DACHRANDVERSTÄRKUNG - VIS POUR RENFORT DE BORD DE TOIT		20	4x40		
HS43	SCREW FOR ROOF BEAMS - SCHRAUBEN FÜR DACHBALKEN - VIS POUR PANNE DE TOIT		15	5x120		
HS42	SCREW FOR GABLE - SCHRAUBEN FÜR GIEBEL - VIS POUR FIXATION DES PIGNONS		24	5x120		
HS40	SCREW FOR 1. WALL BEAM - SCHRAUBE FÜR 1. BOHLENREIHE - VIS DE FIXATION DES FONDATIONS		9	5x90		
HS39	SCREW FOR FUNDAMENT - SCHRAUBEN ZUR BEFESTIGUNG FUNDAMENT - VIS POUR FONDATION		26	5x90		
HS41	SCREW FOR DOOR JAMB - SCHRAUBE FÜR TÜRRAHMEN - VIS DE FIXATION POUR MONTANT DE PORTE		4	5x90		
NF3	ZN NAIL FOR TERRACE - ZN NÄGEL FÜR TERRASSENBRETTER - POINTE POUR PLANCHER DE TERRASSE		114	2x50		
NFF	ZN NAIL FOR FLOOR FILLET - ZN NÄGEL FÜR FUSSBODENLEISTE - POINTE POUR CORNIERE DE FINITION DU PLANCHER		26	1.4x40		
	ZN NAIL FOR ROOFING FELT FILLET - ZN NÄGEL FÜR DACHPAPPENLEISTE - POINTE POUR BAGUETTE FIXATION FEUTRE BITUMEUX		20	2x40		
TS4	DOOR HANDLE FITTINGS-TÜRGRIF - SET DE GARNITURES DE SERRURE DE PORTE		1			

Pos	07.07.2016	Art. Nr. 4413340	13/13	Q.	P (mm)	L (mm)
SH44	HAMMER BLOCK - SCHLAGHOLZ - CALLE DE FRAPPE		1			
MS	SCREW FOR DOORSTEP - SCHRAUBEN FÜR TÜRSCHWELLE - VIS DE FIXATION DU SEUIL DE PORTE		3	4.5x65		
GS	GABLE SEGMENT-DECKBLATT - LOSANGE DE FINITION		4			
SFS	NUT FOR STORM PROTECTION - SCHRAUBENMUTTER FÜR STURMLEISTE - ÉCROU POUR LAME ANTI-TEMPETE		8			
BFS	BOLT FOR STORM PROTECTION - BOLZEN FÜR STURMLEISTE - VIS POUR LAME ANTI-TEMPETE		8			
DFS	WASHER FOR STORM PROTECTION - DICHTSCHEIBE FÜR STURMLEISTE - RONDELLE POUR LAME ANTI-TEMPETE		8			
NF2	ZN NAIL FOR ROOF - ZN NÄGEL FÜR DACHBRETTER - POINTE POUR TOIT		312	2x50		
NH1	ZN NAIL FOR FLOOR - ZN NÄGEL FÜR FUSSBODENBRETTER - CLOUS POUR PLANCHER		297	2x50		
TS3	DOOR HANDLE FITTINGS-TÜRGRIF - SET DE GARNITURES DE SERRURE DE PORTE		1			
TS2	MALE BOLT HINGE FOR DOOR - TÜRRIEGEL - PARTIE MALE DE CHARNIERE DE PORTE		6			
TS6	CYLINDER LOCK -ZYLINDERSCHLOSS - CYLINDRE DE SERRURE		1	30x35		
	WINDOW HANDLE FITTINGS - FENSTERGRIF - POIGNEE DE FENETRE		2			
	WINDOW - FENSTER - FENETRE 882x990 AK.1.106.PSP.a DGP+		1			
	WINDOW - FENSTER - FENETRE 882x990 AK.1.106.PSP.a DGP+		1			
	DOOR - TÜR - PORTE 1494x1850 TUK.2.056.PVP.MMWc DGP+		1			